



The Greater Akron Aquarium Society

Tank Topics

September/October 2014

Inside this issue:

President's Message Bud White	3
Editor's Message Dave Williamson	3
BAP/HAP Wayne Toven	4
Bowl Show Don Youngkin	5
Exchange Review Wayne Toven	6
PumpStopper Product Review Rich Serva	7
Fall Auction Notice	9
Cryptocoryne parva Dan McMonigle	9
Meeting Notice	10
Coming Events	10



The finished PumpStopper system as assembled by Rich Serva. Check out his article about purchasing and assembling this bit of high-tech time-saving fish room equipment. (batteries not included!)

Important Dates for 2014

March 2
Spring auction

June 21 & 22
Ultra Aqua 2014

November 2
Fall auction

2014 GAAS Board of Directors

President.....	Bud White	(330) 848-3856/bud@gaas-fish.net
Vice President.....	Jeff Plazak	(330) 854-5257/jeff@gaas-fish.net
Treasurer	Rich Serva	(330) 650-4613/rich@gaas-fish.net
Secretary.....	Dave Girard	girarddavid@live.com
Editor.....	Dave Williamson	davew@gaas-fish.net
Special Activities	Don Youngkin	dyoungkin@neo.rr.com
BAP/HAP	Wayne Toven.....	(330) 256-7836/wayne@gaas-fish.net
Membership	Bill Schake	majorbill@att.net
Raffle.....	Phil & Tiffany Hypes	(330) 327-6316/phil@gaas-fish.net
Historian.....	Russ Kirkendall.....	rkirkendall2@neo.rr.com
FAAS Rep	Ken McGill	(419) 677-3405/ken@gaas-fish.net
Refreshments	Bill & Linda Koleszar.....	(330) 626-5660
Publicity.....	Bob Miller.....	(330) 928-6028/bob@gaas-fish.net
Program	Dan McMonigle.....	(440) 476-4663/danm@gaas-fish.net

Check out our website: www.gaas-fish.net

THE GREATER AKRON AQUARIUM SOCIETY

WHO ARE WE? We are a local group of aquatic enthusiasts. Formed in 1952, the Greater Akron Aquarium Society is a non-profit, non-commercial organization. Our membership ranges from the beginning hobbyist to the advanced aquarist with many years of experience. The goals of our club are to promote the care, study, breeding and exhibition of aquarium related aquatic life and to promote interest in the aquarium hobby.

MEETINGS: Our meetings are held on the first Thursday of each month at 8:00 p.m. at the Mogadore Community/Senior Center, 3857 Mogadore Road, Mogadore, Ohio. It is located East of Route 532 across from McDonald's in the former post office building. Visitors are always welcome, it costs absolutely nothing to attend a meeting and look us over.

MEMBERSHIP: The cost is only \$10 for adults, a couple or a family (includes children under 10 years of age) and \$5.00 for a junior membership (10 to 17 years) Membership provides an opportunity to socialize with others that share your interests, a subscription to our bi-monthly magazine and more.

AGENDA: Our meeting agenda is simple and informal. The meeting will begin at 8:00 p.m. with a short business meeting. Immediately following is the program for the evening which usually lasts about 45 minutes. Our programs consist of a speaker, slide program, movie or perhaps a panel discussion always on a particular subject related to the hobby or various species of fish. Following the program is a short refreshment break. After which the winners of the Bowl Show are announced, the Breeder's Award Program fish are auctioned and tickets are drawn for the raffle.

THE BOWL SHOW: Each month members can bring in fish for specific classes to compete for first, second and third place awards. The charge for each entry is only \$.25. Members also compete for annual awards by accumulating wins throughout the year.

BREEDER'S AWARD and HORTICULTURE AWARD PROGRAMS: members can receive recognition for spawning species of fish or propagating aquatic plants. All that is required is to turn in a minimum of six fry from the spawn that are between 30 and 90 days old. Members earn certificates for each species and can work towards plaques in different categories.

EQUIPMENT RAFFLE: The raffle table has such items as tanks, fish food and aquarium accessories that are donated by national manufacturers, area dealers or purchased by the Society. Tickets may be purchased by anyone attending the meeting. Save your losing tickets for the Christmas Party raffle.

ANNUAL SHOW: The Ultra-Aqua show is held during the summer at the Tallmadge community Center. This has become one of the largest all-species tropical fish shows in North America. It is an international gathering of hobbyists to display their fish in class competition, talk fish and to learn about the hobby from each other.

TANK TOPICS: is published on a bi-monthly basis for the members of the Greater Akron Aquarium Society. Articles and comments for this publication are welcome and encouraged. Such articles are to be submitted no later than the board meeting prior to publication. All articles may be reprinted as long as the author(s) and GAAS are given proper credit and two copies of the publication containing the reprint are sent to GAAS. Please send any correspondence regarding this publication to:

Editor/Tank Topics, P.O. Box 494, Akron, OH 44309-0494 or email to dwilliamson223@hotmail.com

The Greater Akron Aquarium Society Membership Form

Name _____ Age _____

Address _____

City _____ State _____ Zip _____

Phone _____ email _____

How did you find out about GAAS? _____

Memberships are due one year from the date of joining. Completed membership forms can be turned in at a meeting or mailed to the membership chairman at this address:

GAAS Membership Chairman, P.O. Box 494, Akron, OH 44309-0494

Dues are for 1 year or 2 years if
email publications are chosen


☐ New ☐ Renewal

☐ Electronic ☐ Mail

Adult (18 years and older) & Family
(includes children under 10) \$10.00

Junior (10-17 years) \$5.00

Dues Collected _____ Date Received _____



President's Message

Hello Folks,

If you missed the meeting last month you missed a great time! We conducted very little business and what we did have was done quickly, then we had the picnic going. It was fun as could be, relaxing and chatting with friends and also with new members that joined that night. We had good food thanks to Bill and Linda, our refreshment folks, and also all of

the other food and treats brought in by our members. We will be doing this again!!!!

On another note at the November auction we are planning on being able to accept credit cards for purchases at the auction, we are working on this now and plan to have everything ready by then if not sooner, we also plan to be able to use this option at the meetings, more on this later.

See ya soon



Bud White

Editor's Message

Dave Williamson

As I type this it is Labor Day Weekend. Thankful for a three day weekend, but really nothing interesting planned to do. It seems that the older I get, the less I have planned to do but for some reason I always feel like I'm busy! I don't get it. . . Maybe if I could retire early? (yeah, right, like that has any chance of happening!) But anyway. . . on to more important business!

First up, if you were at the August meeting, you were there for our first Summer Picnic. It was well attended and a good time so it may become a regular activity. Started out because we didn't have a speaker lined up and there wasn't time to find one so we threw this idea together. Funny how sometimes the best things are the ones that just kind of happen without a lot of over thinking the subject.

Let's see, I guess the next thing I should bring up is my ongoing quest for articles for Tank Topics. I have to thank Rich, Wayne and Dan for stepping up and getting a couple to me in a hurry so that we had content for this and the next issue. But that's it. I will still need more for the next one. That's where you come into the equation. These three and myself aren't the only people in this club capable of writing an article! I know that some of you have done it before, and even if you haven't I'm sure that you've witnessed something interest-

ing in your fish room that you're just burning to tell the rest of us about! (OK, maybe that's a bit of an exaggeration, but I'm just trying to build a little excitement here!) We have more than seventy members so just think what we could do if even half of us wrote just one article! Think about it, this publication is only as good as the content that we put into it.


Our next big thing will be our Fall Auction coming up on November 2nd. Usually at this point I'd bring up how we need members to show up and help out to make everything happen and how much fun it can be even though it's a lot of work. But I'm not going to do that this time. (Well, I sorta did anyway, but just play along) We've all been through this enough times that it is pretty much second nature to put on an auction. However, on that rare chance there is someone new out there who is not familiar with the whole process, don't be afraid to come out and offer to help. There are plenty of things we can find for you to do! And who knows, you may just find that you like it and want to do it again the next time.

On a personal note, at the end of September I'll be on vacation. I know what you're thinking "why is he telling me this?" Well, part of this trip I'll be taking to Chicago will include going to the Shedd Aquarium somewhere I haven't been in more than twenty



years since GAAS took a club trip there. We used to do a zoo/public aquarium trip every year or two for quite a number of years but due to low participation they were stopped. I'm wondering if there would be enough interest to try one again in the future? Just thinking ahead. If nothing else, you'll probably see the pictures I take show up here in Tank Topics. Speaking of pictures taken at various places, all the random fish pictures in this issue were taken by me at the Akron Zoo last month. Yet another example of the kind of content our members are free to offer up!

I'll see you at the meeting!





BAP/HAP Report

Wayne Toven

Is summer here or not? We just had the coolest and wettest July in a long while, I believe it, I have not had to top off my tubs yet this summer, and they just keep over flowing. Speaking of my outdoor tubs, Mother Nature was pretty mean this past winter, I lost 204 pots of hardy lilies, assorted pond, and marginal plants, all in the above ground tubs. The in ground ponds were unaffected. Now that I got that off my chest, back to business, the show was in June, and everything went pretty smoothly, there were a few less entries than last year. With all the other activities during the summer what can you do, at least we are still having an all species show, oh by the way in case you don't know, it is the largest number of classes for a show in all of North America. YAY GAAS!!!

The way things are going in our BAP or HAP there is still a chance for any one of our club members to be the Breeder of the Year, or Horticulturist of the Year, there are still three months to go in the BAP/HAP year, and the awards will be given at the December meeting/ Christmas party. Auctions are somewhat over for the summer, so until they start up again in September, so you gotta work with what you got. I have put livebearers, barbs, rainbows, danios, and two cichlids outdoors in all 15 of my 110 gallon tubs, and so far there have been 4 spawns from 3 different species of fish, just waiting for more.

July was a slow month with only one spawn turned in, and two plant propagations, August picked up somewhat with six spawns, one plant propagation, and one flowering.



July 2014

Species	Common name	Class	Points
BAP			
Dan McMonigle			
<i>Xiphophorus variatus</i>	Red tail variatus	Livebearer	5

HAP

Phil Hypes			
<i>Nymphoides cristata</i>	White snowflake	G – veg.	10
Dan McMonigle			
<i>Cabomba pulcherrima</i>	Touch of purple cabomba	B – veg.	10

August 2014

BAP

Phil Hypes			
<i>Poecilia velifera</i>	Sail fin molly	Livebearer	5
Joe Reich			
<i>Xenotaenia resolanae</i>	Leopard goodeid	Livebearer	10
<i>Pelvicachromis pulcher</i>	Kribensis	Cichlid-sub.	15
Wayne Toven			
<i>Poecilia Mexicana</i>	Atlantic molly	Livebearer	5
<i>Phallichthys quadripunctatus</i>	Domino widow	Livebearer	5
<i>Orizias woworae</i>	Neon blue rice fish	AO species	5

HAP

Wayne Toven			
<i>Sagittaria montevidensis</i>	arrowhead	E – flowering	5
<i>Crinum calamistratum</i>		G – veg.	10

2014 Totals BAP Points HAP Points

Wayne Toven	7	45	4	35
Joe Reich	4	50	-	-
Dave Williamson	3	35	-	-
Ken McGill	2	15	-	-
Don Youngkin	2	10	-	-
David Girard	1	5	-	-
Phil Hypes	1	15	1	10
Dan McMonigle	1	5	3	40

PNT
Aquatics

Caves, Driftwood, Supplies
Reptashy Superfood

www.pntaquatics.com
info@pntaquatics.com

Hours by appointment only

KEN'S FISH
HOME OF QUALITY TROPICAL
FISH FOOD AND SUPPLIES

KEN MENARD (508) 823-4043
32 4TH Ave. Taunton, MA 02780
www.kensfish.com
KENM333@COMCAST.NET

AQUATICA

AQUARIUM GALLERY
aquaticsuperstore.com
330.866.0559
6653 GRAFTON ROAD,
VALLEY CITY, OHIO 44280

Bowl Show & Special Activities

Don Youngkin



The Bowl Show point race is heating up, with Dave Williamson sneaking up on Jeff Plazak. It is not too late for others to bring in their entries, all are invited to participate. The schedule is listed on this page.

July

Native Fish:

- 1st – Dave Williamson - *Gambusia holbrooki* male
2nd – Dave Williamson - *Gambusia holbrooki* female

Aquatic Plants:

- 1st – Dave Williamson - *Cryptocoryne pygmaea*
2nd – Dave Williamson - Java fern

Angelfish & Discus:

- 1st – Jeff Plazak - Angelfish
2nd – Jeff Plazak - Angelfish
3rd – Jeff Plazak - Angelfish

August

Platies:


- 1st – Jeff Plazak - Platy
2nd – Jeff Plazak - Platy
3rd – Jeff Plazak - Platy

Amphibians:

- 1st – Dave Williamson - Axolotly

Rainbowfish:

- 1st – Dave Williamson - Madagascar rainbow



How the Point System works:

- 1st - 4 points
2nd - 2 points
3rd - 1 point
1 point per entry,
maximum 12 points per class

Annual Point Totals

Jeff Plazak	92
Dave Williamson	76
Wayne Toven	29
Ken McGill	8
Don Youngkin	4

Since 1981



745-3059

Large Selection of:
TROPICAL FISH BIRDS
SMALL ANIMALS
REPTILES AMPHIBIANS
DOG & PET SUPPLIES
Tues-Fri 12-7 Sat: 10-6
196 2nd St., NW
(Downtown Barberton)



Mon-Sat 11-8
Sunday 11-6

6629 Engle Rd.
Unit 108
Middleburg Hts., OH
(216) 433-1340



two turtles pet center
highland square
760 w.market
akron, ohio 44303

mon-fri 10-7
sat. 10-6
sun 12-5 (330) 374-6765

2014 Bowl Show Schedule

January:

Male Guppies
Goldfish
Minnnows, Danios & Rasboras

February:

Swordtails,
Male *Betta splendens*,
Characins (Tetras & relatives)

March:

Mollies
Suckermouth Catfish
Barbs

April:

Female Guppies
Corydoras, Aspidoras & Brochis
Photography

May:

Rift Lake Cichlids
Sharks & Loaches
Aquatic Invertebrates

June: no bowl show

July

Native Fish
Angelfish & Discus
Aquatic Plants

August:

Platies
Rainbowfish
Amphibians

September:

Goodeids
AO New World Cichlids
Bog Plants

October:

Gouramis & Anabantoids
AO Old World Cichlids
Arts & Crafts

November:

AO Livebearers
AO Egglayers
AO Catfish

Exchange Report

Wayne Toven



Here is the idea behind this, I get publications from other fish clubs and peruse them for articles that are worthy of spending your time reading them. They need to be interesting and informative, not just the short article some are required to write to get credit for spawning a species of fish, (I bought these fish, took them home, put them in a tank, and they spawned). It doesn't have to be about spawning a fish, it can be about a fish room set up, how to maintain equipment, lighting for live plants, propagating live plants, automatic water change systems, or anything else related to the aquarium hobby to make things easier and less time consuming, so the hobby is more enjoyable. The article should have some information about the fish, where they are found in nature if they still are, what type of conditions they live in (water parameters), what they look like, what they eat, how the breeder set up their living space, how they react to other fish or each other, what conditions were set up to induce spawning (spawning sites, special feeding), what kind of egg or fry care was shown if any. This is

the information that needs to be passed on so others can have success in raising and spawning fish species. More and more species are going extinct in the wild due to pollution, habitat destruction, and intentional or accidental introduction of an invasive species.

I have received fewer and fewer publications with original articles written by club members, here are the few that I have. If you would like to read one of the articles mentioned below let me know and I will email it to you or get you a printed copy of it at a monthly meeting.

Greater Pittsburgh Aquarium Society Inc. Finformation: July 2014

Peacock Gudgeon (Tateurndina ocellicauda), by Stan Chechak

Ohio Cichlid Association, Buckeye Bulletin: May 2014

Breeding Synodontis lucipinnis (AKA petricola), by Andrew Schock

Pacific Coast Cichlid Association, Cichlidae Communique: July/Aug 2014

Narfle the Garthok, "Red Dimidiatus", Albert So

Regina Aquarium Society, Fins & Friends: Aug. 2014

Not Quite the Poor Relations (Part 6) (Tanganyikan cichlids), by Paul Mansfield

Michiana Aquarium Society, Michiana Tropical Times: Aug. 2014

Eliminating Algae with Hydrogen Peroxide, by Giancarlo Podio

Greater Pittsburgh Aquarium Society Inc. Finformation: Aug. 2014

Some commonly Made Beginners Mistakes with a Fresh Water Aquarium, by Eric Bodrock



ALL ODDBALL AQUATICS

SALES@ALLODBALLAQUATICS.COM
www.allobballaquatics.com

W. E. T. FISH BAGS
50 100

3 1/2 x 12	\$4.00	\$7.00
6x18	\$5.00	\$9.00
8x20	\$6.00	\$11.00
10x24	\$7.50	\$14.00

3 1/2- 1.5 mil All others - 2 mil

Rubber Bands \$1.00

Wayne Toven
(330) 256-7836 or
wtoven@hotmail.com



The Economical Aquarist: Automatic Pump Shut Off for Refilling Tanks A Product Review of the AquaHub PumpStopper

By Rich Serva

This is a great product for the person who refills tanks with aged water from a reservoir. Cool description don't you think? That sounds like I have a 1000 gallon vat holding water at a perfect pH and temperature. Actually, I have a 44-gallon Rubbermaid trash can on casters.

Anyway I am digressing and that is part of my problem; shiny objects tend to distract me.

The Problem:

I have a J-tube attached to tubing connected to a pump. I move my system from tank to tank to refill what was discarded during water changes. As you can guess, this is not a fast project so I tend to get involved with something else during the refill operation - shiny objects or baby fish. And that is where the problem arises. I forget to get back on the refill operation and suddenly I hear water splashing on the floor. Because my fish room is in the basement this tends to be more of an annoyance since I am wasting a limited amount of water and the basement floor tends to be cold when I am wearing wet socks.

The solution:

So now you can understand my enthusiasm for a product that turns off the pump at a pre-defined fill level and it does not break the bank.

I could go through the directions for putting together the kit but that makes little sense; the fact is AquaHub has a nicely detailed set of di-

rections that I was able to follow without a problem. My only complaint was that there were not as many photos as I would have liked. A schematic of the wiring would have been perfect also. What can I say? I am a visual guy so drawings, graphs, and charts work best for me. With that thought in mind, I drew up a schematic for my future reference.

I will offer a few embellishments to their design that made the kit a little better for me. The fact is whether you use my embellishments or follow the original design, this is a nice item for the fish room.

The embellishments:

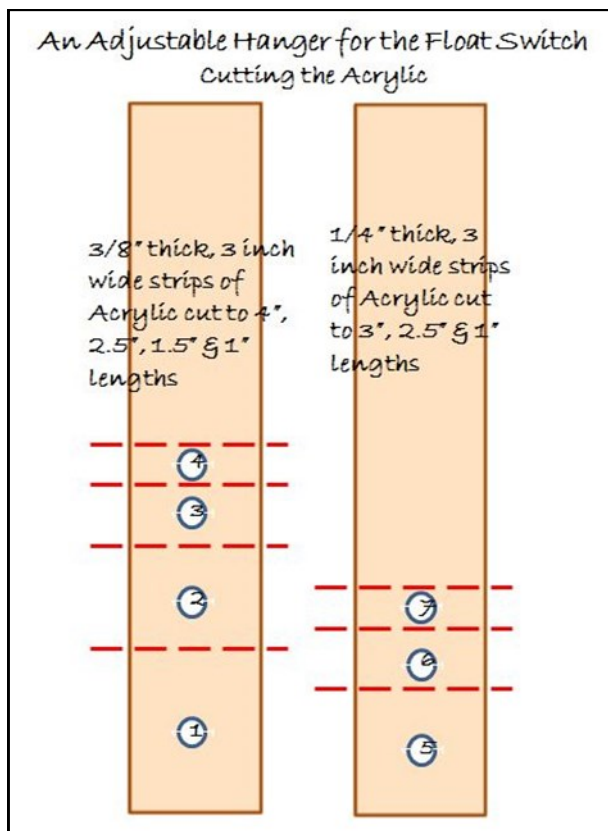
I made a J-shaped hose hanger/connector for the tail end of the pump hose with a check valve. This allows me to hang the hose on the side of the tank while filling. The check valve keeps the assembly from acting like a siphon once the pump turns off.

I also attached a hanger to the relay box. When filling tanks I want the unit with reach and secure. I can use the hanger to hang the unit on a nearby tank or the rack. With the use of a hanger there is little chance that I will knock the unit in a tank or onto the floor.

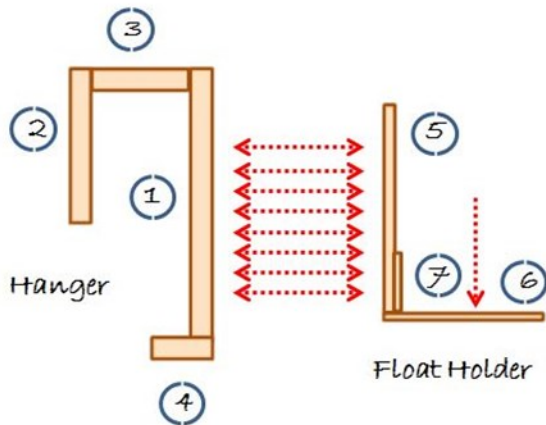
Rather than bending a float hanger with the kit materials, I cut and glued some acrylic pieces to make the float hanger. Also, this hanger is in 2 pieces with multiple screw holes so that I could adjust the height for the float when I put the Float switch hanger together. It is a very simple design: there is a J shaped piece that hangs on the inside of the tank which connects to an L shaped piece for mounting the float sensor.

Also, seeing that the kit power supply was an adapter like those used to power LED flexible light strips, I used power connectors so I could disconnect cords when the unit was not in use. This is just a neatness item. Being able to disconnect the cords helps me to not tangle up the various cords and possibly damaging my unit.

For those people with a lot of tanks that are not on a central refill system, this could be your extra hands and eyes during tank filling.




Assembling Components (edge view)



1. Assemble the Hanger then the Float Holder using Acrylic cement
2. Drill multiple adjustment holes in the Hanger and Float Holder to match the size of the mounting screws
3. Drill a hole to mount the Float switch

Finishing the Assembly




1. Use nylon or stainless steel screws to put together the 2 sections of the Hanger apparatus.
2. Mount the Float switch following the directions in the kit

You now have a sturdy, adjustable Float Switch assembly.



Parts in kit



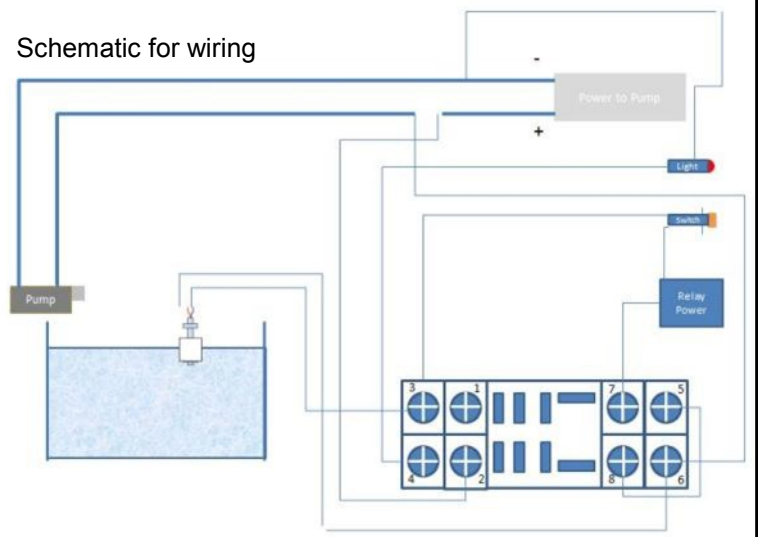
Assembled float switch

Extra Parts

J discharge with check valve to stop flow back out of tank




Schematic for wiring



Relay box with start switch and light indicating unit is switched off

If the indicator light is turned on then the power to the switch is now off



Float switch mounted in tank

GAAS 2014 Fall Auction



November 2, 2014

**Tallmadge Community Center
80 Community Rd. Tallmadge, Ohio**

Schedule

Auction Registration	10 a.m.
Auction Begins	11 a.m.

For more information:

Bud White (330) 848-3856 (bwhite@neo.rr.com)
Wayne Toven (330) 256-7836 (wtoven@hotmail.com)
Rich Serva (330) 650-4613 (rjserva@gmail.com)



Cryptocoryne parva

Dan McMonigle

I obtained this plant and about a dozen other ones new to me from auctions in Aquabid.com from October to a few weeks ago. This is one of the ones I set up in the Fall and it has had several months to multiply and spread in an Amano style "lawn." It is currently the smallest known *Cryptocoryne* species. Some of the others are future projects that may just show up at GAAS meetings and auctions later in the year.

After moving to a new house slightly closer to the GAAS meetings, I set up my 125 gallon tanks again but changed the lighting to all LED and added new glass tops to replace the old ones that had gotten hazy over the years. Originally I had several different plant substrates, but in moving, any of them that looked the same could have been blended. The mioya 125 has what I think is a mix of Baylee's Better Bottom and Eco-

Complete. An oddity of transporting plant substrate in white plastic buckets is that the laterite component in the mix stains the bottom of the bucket rusty colored. It scrubs out but I haven't bothered with all the buckets yet.

This crypt has smooth stiff looking leaves a light green, and a familiar but miniaturized root structure. So far it has been growing slowly and I may later increase the number of LED lights on this tank. LED lights cost less to operate, but even these LED lights which were built a Great Lakes Cichlid Society workshop last

year can challenge a fixed budget, and more light will have to wait.



The Greater Akron Aquarium Society

P.O. Box 494
Akron, OH 44309-0494

Meeting Notice - Do Not Delay

Meeting Notice

Thursday, September 4

Program: Ken Walker has imported and bred many plecostomus types and will show us great insights into keeping and breeding them as well as news about very recent imports.

Bowl Show: Goodeids,
All Other New World Cichlids,
Bog Plants

Thursday, October 2

Program: Mark Denaro - Plants

Bowl Show: Gouramis & Anabantoids,
All Other Old World Cichlids,
Arts & Crafts

All general meetings begin at 8:00 p.m. at the Mogadore Community/Senior Center

Coming Events

September 7, 2014 – Greater Pittsburgh Aquarium Society – Fall Auction New Location! Four Points by Sheraton, Pittsburgh North, 910 Sheraton Dr., Mars, PA 16046 (just off I79 at Rt. 19) Registration opens 9:30, auction begins at 11am. For more information: Bill Sensor: wsensor@windstream.net

Saturday, October 4, 2014 - Columbus Area Fish Enthusiasts Fall Auction Courtyard Columbus West 2350 Westbelt Drive Columbus, Ohio 43228 Registration begins at 10 AM. The Auction starts at 11:00am. For more information contact columbusfishclub@hotmail.com or call 614-562-5710

October 11, 2013 – Greater Detroit Aquarium Society - Fall Auction Good Shepherd Lutheran Church, 814 Campbell Road, Royal Oak, Michigan. Registration starts at 9:30 to 11:00, auction starts at 11:00.

October 12-Youngstown Area Tropical Fish Society Fall Auction - J.V. Johnson Community Center 800 Gillmer Road, Leavittsburg, OH. Registration: 11:00 to 1:00. Auction: NOON www.YATFS.com For more info: Tom 330.758.3043 mruaru2@aol.com

October 16 - 19, 2014 All-Aquarium Catfish Convention Hosted by the Potomac Valley Aquarium Society Hyatt Dulles Hotel near Dulles Airport For more information: www.catfishcon.com

October 26, 2014 - Erie Aquarium Society - Fall Auction - Erie Scottish Rite Valley-4701 OLD Zuck Rd; Erie, PA 16506 Registration starts at 10am. Auction begins at 11am. For more Information: Russ Lasher (814) 833-0946 or Chris Mitchell-(814) 899-8920 camrcm@yahoo.com

September 20 — NEO-Fish.com Fall Auction Pipefitters Union hall, near the I-480 and I-77 interchange.

