



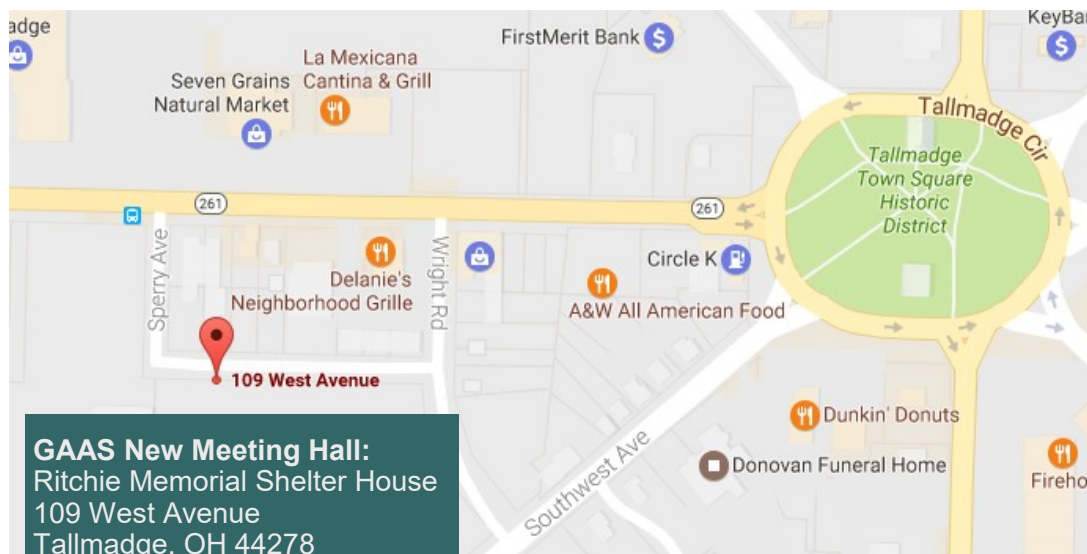
The Greater Akron Aquarium Society

Tank Topics

January/February 2017

Inside this issue:

President's Message Bud White	3
Editor's Message Dave Williamson	3
BAP/HAP Wayne Toven	4
Bowl Show David Girard	5
Exchange Review Wayne Toven	6
Membership Report Don Youngkin	7
My First Aquarium Don Youngkin	7
Our First Tank Misty White	8
Coming Events	10
Meeting Notice	10



GAAS New Meeting Hall:
Ritchie Memorial Shelter House
109 West Avenue
Tallmadge, OH 44278

New Meeting Date:
2nd Friday of the Month, 8 pm

New Board Meeting Date:
3rd Thursday of the Month, 7 pm
Locations to be determined



2017 GAAS Board of Directors

President.....	Bud White.....	(330) 571-0394/bud@gaas-fish.net
Vice President.....	Jeff Plazak.....	(330) 854-5257/jeff@gaas-fish.net
Treasurer	Rich Serva.....	(330) 650-4613/rich@gaas-fish.net
Secretary.....	Will White	
Editor.....	Dave Williamson.....	davew@gaas-fish.net
Special Activities	Dave Girard	girarddavid@live.com
BAP/HAP	Wayne Toven	(330) 256-7836/wayne@gaas-fish.net
Membership	Don Youngkin.....	dyoungkin@neo.rr.com
Raffle.....	Phil & Tiffany Hypes	(330) 327-6316/phil@gaas-fish.net
Historian.....	Steve Brunn.....	stevebrunn@hotmail.com
FAAS Rep.	Ken McGill	(419) 677-3405/ken@gaas-fish.net
Refreshments.....	Bill & Linda Koleszar.....	(330) 626-5660
Publicity.....	Nicole Youngkin	nyoungkin@neo.rr.com
Program	Dan McMonigle	(440) 476-4663/danm@gaas-fish.net

Important Dates for 2017

March 5
Spring auction

June 10 & 11
Ultra Aqua 2017

November 5
Fall auction

Check out our website: www.gaas-fish.net

THE GREATER AKRON AQUARIUM SOCIETY

WHO ARE WE? We are a local group of aquatic enthusiasts. Formed in 1952, the Greater Akron Aquarium Society is a non-profit, non-commercial organization. Our membership ranges from the beginning hobbyist to the advanced aquarist with many years of experience. The goals of our club are to promote the care, study, breeding and exhibition of aquarium related aquatic life and to promote interest in the aquarium hobby.

MEETINGS: Our meetings are held on the second Friday of each month at 8:00 p.m. at the Ritchie Memorial Shelter House, 109 West Avenue, Tallmadge, OH 44278. It is located West of Tallmadge Circle with access from Sperry Ave., behind Vet Clinic and across from the Chevrolet dealer. Visitors are always welcome, it costs absolutely nothing to attend a meeting and look us over.

MEMBERSHIP: The cost is only \$10 for adults, a couple or a family (includes children under 10 years of age) and \$5.00 for a junior membership (10 to 17 years) Membership provides an opportunity to socialize with others that share your interests, a subscription to our bi-monthly magazine and more.

AGENDA: Our meeting agenda is simple and informal. The meeting will begin at 8:00 p.m. with a short business meeting. Immediately following is the program for the evening which usually lasts about 45 minutes. Our programs consist of a speaker, slide program, movie or perhaps a panel discussion always on a particular subject related to the hobby or various species of fish. Following the program is a short refreshment break. After which the winners of the Bowl Show are announced, the Breeder's Award Program fish are auctioned and tickets are drawn for the raffle.

THE BOWL SHOW: Each month members can bring in fish for specific classes to compete for first, second and third place awards. The charge for each entry is only \$.25. Members also compete for annual awards by accumulating wins throughout the year.

BREEDER'S AWARD and HORTICULTURE AWARD PROGRAMS: members can receive recognition for spawning species of fish or propagating aquatic plants. All that is required is to turn in a minimum of six fry from the spawn that are between 30 and 90 days old. Members earn certificates for each species and can work towards plaques in different categories.

EQUIPMENT RAFFLE: The raffle table has such items as tanks, fish food and aquarium accessories that are donated by national manufacturers, area dealers or purchased by the Society. Tickets may be purchased by anyone attending the meeting. Save your losing tickets for the Christmas Party raffle.

ANNUAL SHOW: The Ultra-Aqua show is held during the summer at the Tallmadge community Center. This has become one of the largest all-species tropical fish shows in North America. It is an international gathering of hobbyists to display their fish in class competition, talk fish and to learn about the hobby from each other.

TANK TOPICS: is published on a bi-monthly basis for the members of the Greater Akron Aquarium Society. Articles and comments for this publication are welcome and encouraged. Such articles are to be submitted no later than the board meeting prior to publication. All articles may be reprinted as long as the author(s) and GAAS are given proper credit. Please send any correspondence regarding this publication to:

Editor/Tank Topics, P.O. Box 494, Akron, OH 44309-0494 or email to dwilliamson223@hotmail.com

The Greater Akron Aquarium Society Membership Form

Name _____ Age _____

Address _____

City _____ State _____ Zip _____

Phone _____ email _____

How did you find out about GAAS? _____

Memberships are due one year from the date of joining. Completed membership forms can be turned in at a meeting or mailed to the membership chairman at this address:

GAAS Membership Chairman, P.O. Box 494, Akron, OH 44309-0494

Dues are for 1 year or 2 years if
email publications are chosen

☐ New

☐ Renewal

☐ Electronic ☐ Mail


Adult (18 years and older) & Family
(includes children under 10)

\$10.00

Junior (10-17 years)

\$5.00

Dues Collected _____ Date Received _____



President's Message

Merry Christmas and Happy New Year's Folks, Please read this, it is important for once!

We are moving to a new meeting place and a new day of the week. It was brought on by the increase in cost of the meeting hall and a real lack of cooperation from the Mogadore officials.


We discussed the issues at the Christmas meeting/party, a vote was called and the motion to move was approved. The date options were not very good at this time, so we had to settle for a date change to the second Friday of the month. The directions and location is on the website, but here is the address:

Ritchie Memorial Shelter House,
109 West Avenue, Tallmadge, OH 44278.

As for the party it was a good time for all and if you missed it, then you lost out, food was great, prizes was great and the people there were great.

I do want to thanks our board member Steve Brunn for stepping up and helping with our speaker problem. He will do a talk on a way to help save your fry in the tank and have a hands on building a fry saver for your self. Steve also lined up the speaker for February. Thanks Steve.

Will see you at the new meeting hall. Bud.



Editor's Message

Dave Williamson

As we were warned about before last month's meeting, big changes for our club are taking place beginning with the January meeting. Due to problems with the hall we had to move from the Mogadore Community/Senior center. We had used this location for a number of years, but had received numerous price increases and, more importantly, at least one schedule conflict every year which we were not rebated for and our security deposit was never returned over the time we were there. It was time. I guess the good news is that we were able to find another location nearby in Tallmadge. From the pictures I've seen it appears to be a nicer, newer building with a better layout (no stairs, you don't have to walk through the kitchen to enter, etc.) The bad news is that our traditional meeting night was not available. So, if you were at the December meeting you were there to hear the pros and cons of what was available and a vote was taken to choose and that's how we ended up with the new date of the 2nd Friday. Hopefully this change in location and date will be convenient for the majority our membership.

You'll find in this issue the our second try at themed articles. You'll remember a couple of months ago I threw out the challenge of writing about your first tank experience and although we didn't get the

quantity of responses we did with the John Maloney memorial, we got enough to fill up this issue. I kind of like the fact it's getting some new members involved with writing for Tank Topics since it's all about personal experiences, you don't have to appear to be an expert about the subject. If all we get out of doing this a couple of times a year is to give a few people a little more confidence in their ability to relate their hobby experience, I think we've scored a really big win! So, on that line of thought how about the next subject? How about skipping the next issue and for the one that comes out in May we do a fish show theme. This could be anything from memories from a specific year to your personal preparations for showing to why it interests you in the first place, pretty much the sky's the limit. There, you've got your homework for the semester, keep up the good work!

In addition to the changes you've already read about regarding the location and dates of our meetings, we are also going to be doing some work on our mailing list and delivery methods. Postage has gotten expensive over the years and it's time to reevaluate how we do things to continue to offer a good value in products and services to our members. More on this in coming months.

I'll see you at the meeting!



two turtles pet center
highland square
760 w.market
akron, ohio 44303

mon-fri 10-7
sat. 10-6
sun 12-5 (330) 374-6765



PNT Aquatics

Caves, Driftwood, Supplies
Repsashy Superfood

www.pntaquatics.com
info@pntaquatics.com

Hours by appointment only





BAP/HAP Report

Wayne Toven

We had our December meeting / Christmas party on the 1st of December, lots of nice fish, plants, and other stuff was given away, there was lots of good food, way too many desserts, and a larger than normal raffle for the members. The BAP/HAP year is all over for 2016, the awards were presented at the, Breeder of the Year went to Wayne Toven, with a grand total of 14 spawns, and Horticulturist of the Year also went to Wayne Toven for a pitiful total of 5 submissions. Everybody can participate in these programs, it's not that hard. If you need a copy of the rules and forms for either program they can be downloaded from the club web site, or see me at a meeting and I will give you a copy. The slate was wiped clean and started the BAP/HAP 2017, we had two spawns turned in for December, that's a start but we need to see if we can do better than 2016. The final total of spawns for 2016 was 68, with 13 members participating, that's the best result we've had since 2010. The grand total for the Horticultural Award Program was 17 with 4 members participating. Winter and spring auctions will be starting up in February next year, so make your wish list of fish you would like to get into your fish room, and hopefully some of them might turn up somewhere.

November 2016

BAP

Species	Common name	Class	Points
Adam Drugovich <i>Coptodon bythobates</i>		Cichlid – s.s.	10
Patrick Hoerrle <i>Girardinus metallicus</i>	Black chin l.b.	Livebearer	5
<i>Pelvicachromis pulcher</i>	Kribensis	Cichlid – s.s.	15
Jeffrey Swanson <i>Ancistrus sp.</i>	Super red bristlenose	Catfish	20
Mike & Elsie Swanson <i>Tropheus moori</i>	Chimba red	Cichlid m.b.	15
Wayne Toven <i>Trichopsis vittatus</i>	Croaking gourami	Anabantid	10
Bud White <i>Barbus semifasciatus</i>	Gold barb	B.M.&R.	10
Dave Williamson <i>Pethia padamya</i>	Odessa barb	B.M.&R.	10
<i>Thorichthys ellioti</i>		Cichlid – s.s.	5
<i>Girardinus ravanii</i>		Livebearer	5
<i>Neolamprologus caudopunctatus</i>	red fin caudo.	Cichlid s.s.	15
<i>Metriaclichia lanisticola</i>	Malawi Shellie	Cichlid s.s.	15
<i>Xenotoca melanostoma</i>		Livebearer	10

HAP

Wayne Toven

Anubias nangi

E – flowering 15

December 2016

Wayne Toven

Rocio octofasciatus

Jack Dempsey Cichlid s.s. 5

Bud White

Neotroplus nematopus

Neets Cichlid s.s. 5

2016 Totals

	BAP	Points	HAP	Points
Wayne Toven	14	120	5	55
Bud White	12	110	-	-
Dave Williamson	12	135	2	20
Jeffrey Swanson	11	135	-	-
Dan McMonigle	6	70	3	30
Mike & Elsie Swanson	5	60	3	25
Bill Bilski	3	20	-	-
Patrick Hoerrle	2	20	-	-
Adam Drugovich	1	10	-	-
Joe Reich	1	5	-	-
Ray Weaver	1	15	-	-
Phil Hypes	-	-	4	45

2017 Totals

	BAP	Points	HAP	Points
Wayne Toven	1	5	-	-
Bud White	1	5	-	-




ALL ODDBALL AQUATICS

SALES@ALLODDBALLAQUATICS.COM


www.alloddballaquatics.com

KEN'S FISH

HOME OF QUALITY TROPICAL
FISH FOOD AND SUPPLIES



KEN MENARD (508) 823-4043
32 4TH Ave. Taunton, MA 02780
www.kensfish.com
KENM333@COMCAST.NET



AQUARIUM GALLERY

aquaticsuperstore.com

330.866.0559

6653 GRAFTON ROAD,
VALLEY CITY, OHIO 44280

Bowl Show & Special Activities

David Girard



Jeff Plazak was the bowl show champion for 2016.

We start fresh in January!

Know your Goldfish Varieties. . .



Match the name to the picture

Celestial

Fantail


Oranda

Ranchu

Ryukin

Shubunkin

Telescope



2017 Bowl Show Schedule

January:

Male Guppies
Goldfish
Minnows, Danios & Rasboras

February:

Domestic Swordtails,
Betta splendens,
Characins (Tetras & relatives)

March:

Mollies
Suckermouth Catfish
Barbs

April:

Female Guppies
Corydoras, Aspidoras &
Brochis
Photography

May:

Rift Lake Cichlids
Sharks & Loaches
Aquatic Invertebrates

June: no bowl show

July

Native Fish
Angelfish & Discus
Aquatic Plants

August:

Platies
Rainbowfish
Amphibians

September:

Goodeids
AO New World Cichlids
Pairs (male/female)

October:

Gouramis & Anabantoids
AO Old World Cichlids
Arts & Crafts

November:

AO Livebearers
AO Egglayers
AO Catfish

Since 1981



745-3059

Large Selection of:
TROPICAL FISH BIRDS
SMALL ANIMALS
REPTILES AMPHIBIANS
DOG & PET SUPPLIES
Tues-Fri 12-7 Sat: 10-6
196 2nd St., NW
(Downtown Barberton)



The Aquarium Super Store

Mon-Sat 11-8
Sunday 11-6

6629 Engle Rd.
Unit 108
Middleburg Hts., OH
(216) 433-1340

RIFT LAKE AQUATICS

TROPICAL FISH, FRESHWATER & MARINE
SUPPLIES and PREMIUM FISH FOODS

Jim
Laco



6777 Engle Rd. Suite J
Cleveland OH 44130
(216) 215-1639

email: jim@riftlakeaquatics.net
www.shop.riftlakeaquatics.net

Exchange Report

Wayne Toven



Hamilton & District Aquarium Society: Oct 2016

Betta smaragdina, by Charles Drew

Red Velvet Swordtails in the Pond,
by Mike Majer

Southwestern Michigan Aquarium Society, SWAM: Nov / Dec 2016

Columbian Striped Rams Horn Snail,
by Chase Klinesterker

Kitchener – Waterloo Aquarium Society, Fins & Tales: Nov 2016

Mini Paladarium, by Karen Murray

Hamilton & District Aquarium Society: Nov 2016

Apistogramma bitaeniata: Years in the Making, by Jessica Bullock

Spawning *Barbus fasciolatus*, by Charles Drew

Aquarium Club of Lancaster County, Tank Tales: Nov 2016

Thorichthys maculipinnis, by Alan Rollings

Shipping Fish Through the Mail, by Karen Haas

Advances in the Reintroduction of *Zoogoneticus tequila* in the Springs of Teuchitlan, Jalisco, Mexico, by Universidad Michoacana Team

Missouri Aquarium Society Inc. The Darter: Nov/ Dec 2016

Fish Room Efficiency Part 2 – Three Great Fish Foods, by Jack Heller

Spawning Bob & Mathilda – *Astronatus ocellatus*, the Oscar Cichlid, by Debbie Sultan

Small Self Contained Tank Systems – Great Gift or Pain in the Rear? by Kathy Deutsch

Gymnocorymbus ternetzi – the Black Tetra, by Mike Hellweg

2 Little Grey Ditch Fish – *Skiffia multipunctata* & *Girardinichthys*

multiradiatus, by Chuck Bremer

Northeast Council of Aquarium Societies Inc.: Nov 2016

A Fish Named Bo, or the Making (or unmaking) of a Champion, by Judy Weinberg

Greater Pittsburgh Aquarium Society Inc. Finfoformation: Dec 2016

Fundulus grandis grandis – Spawning a Giant, by Joe Doyle

AKA Convention Denver Colorado, by Joe Doyle

Native Species Spotlight, the Black Nose Dace (*Rhinichthys atrarulus*), by Dr. Luisa Bonachea

Kitchener – Waterloo Aquarium Society, Fins & Tales: Dec 2016

The Story of *Fundulus spoorensbergi*, by Karen Murray

Synodontis nigriventris, the Upside-down Catfish, by Stuart Merley

Motor City Aquarium Society, Tropiquarium: Dec 2016

Breeding *Betta splendens*, by Mike Zajac

GAAS 2016 Spring Auction

March 5, 2017

Tallmadge Community Center

80 Community Rd.

Tallmadge, Ohio

Registration Opens 10 a.m.

Auction Begins 11 a.m.

Full Auction rules and flyer at:

www.gaas-fish.net



Membership Report

Don Youngkin



To begin with, I hope that everyone had a happy and merry Holiday Season.

As you would guess from the title of this column, it is about matters related to membership. In it, you can find information about the attendance of the meetings. New members will also be welcomed here, as well as giving members advance warning of expiring memberships.

When you attend a meeting, please be sure to sign in. This will make you eligible to the door prize drawing. Additionally, attendance at GAAS events, including our Auctions, will also earn you tickets for the raffle drawing at the annual Christmas Party. But, you must sign in for your attendance to be recorded.

We had 18 members sign-in at the November meeting, with Patrick Hoerrle winning the door prize.

We would like to welcome the following new members:

Matt Lacy

We would like to thank the following for renewing their memberships:

William Schake

Todd Zettler

Ray Weaver

The memberships for the following people expire in February:

Chris Halmbacher

If you have any question about the status of your membership, you can either see me at our meeting, or email me at the address listed on the front page of this newsletter. Membership forms can be found in this letter and on our website. Forms are also available at our club functions, including our auction.

My First Aquarium

Don Youngkin

For as long as I can remember, whenever my family would visit my aunt and uncle's house, I would immediately place myself in front of his aquarium. Because of my interest in the fish, my parents decided that an aquarium would make a wonderful present for my 8th birthday.

The aquarium itself was a 20 gallon long, with a metal frame and slate bottom. It had an under-gravel filter, and a Metaframe Hush I air pump. The gravel itself was multi-colored, with white, red, and blue stones. A full hood, with a fluorescent light, covered the tank.

The first fish in the tank were a bronze cory catfish and three neon tetras. The tank was placed on a

metal stand across from the foot of my bed. That first night, I lay there and watched the fish before my parents turned off the tank's light, and told me "Good night."

Later that night, I woke up briefly to see my parents at the foot of my bed, with the aquarium light on, watching the tank. I quickly fell back asleep. Next day, I asked my mom about that. She said that she and my dad wanted to check on the fish before they went to bed. They turned on the light, and saw only the catfish. They were afraid that the cory had eaten the neons. After a minute or two, the neons then arose from the gravel, and all was well.

Feeding the fish was always my job.

Dad helped me with the tank cleaning for the next couple of years. Or, to be correct, being eight years old, Dad did the bulk of the work on tank cleaning while I helped. In junior high, I took over complete care of the aquarium, including cleaning.

Over the years, rocks were added to the tank to build a cave. Plastic plants were also used, as well as air-driven decorations, such as a treasure chest that opened and closed.

I used that tank for years, until I went to college. It was then stored in my parent's basement. When I moved out, I took the tank with me. It was stored in the attic for several more years, until I brought it out of the attic about five years ago. Needless to say, it no longer was anywhere near water-tight. My daughter, Nicole, now has the tank, and is using it for hermit crabs.

Our First Tank

Misty White

Hello there!

While my husband and I are relatively new to keeping fish (we have only been in the hobby for a little over three years and are still learning every day). We wanted to share with you our "first" fish tank experiences. Which technically we had two of!

While Will does have a background of various family members in varying levels in the hobby (waves at Uncle Bud!), the only previous experience I had was a very brief disaster of a tank in my childhood.... but I have always had a love for animals of all kinds, (and always wanted goldfish) and even though Will had never personally had an aquarium of his own, he always had them around growing up. So naturally about 5 years ago we had started discussing the idea of getting a decent sized display aquarium and had been shopping around for a nice size that we could reasonably afford that would be a good fit in our home. Just as I had found the perfect set up we received a bit of unexpected but very welcomed news..... We were getting a brand new crying, pooping, needy, little bald guy joining our family! (No it wasn't Will!). With a new baby on the way we decided taking on a relatively new type of pet that we had very little actual hands on experience with all while having another mouth to feed coming soon would just be too much for us, so the idea was shelved for "someday".

A year and a half later..... Our then 14 year old son Devon came home from school one day with a couple new "pets" of his own from science class. A minnow and Pond Snail (which we later found to be an olive nerite). After a very stern

lecture about how living creatures are a big responsibility and we already had our hands full with a teen and baby and 2 dogs around the house, a very excited Devon had passionately assured us that he was up to the challenge to take full and total responsibility and care of his new acquisitions.

A trip to walmart and 200\$ later we were the "proud" owners of an uncycled, severely overpriced 10 gallon aquarium kit. Some additional supplies like a cheap heater, an obnoxiously loud air pump, various gaudy aquarium decorations (which sadly didn't include a burping clam but did have a "wreck" of a



cheaply made, bubbling sunken ship), the worst fish food possible, and various other supplies we just knew we "had" to have.

I do believe that was the most expensive snail and bait minnow that I will ever see!

A trip to the local pet store the next day also yielded a horribly stocked, as well as gaudy, 10 gallon aquari-

um.

The final tally of the new 10 gallon inhabitants were - 6 rosey red minnows, 3 platys, 1 betta, 1 nerite snail and of course the very worst and most common mistake for new beginnersyour token common pleco....

Now as a reminder we had that very stern talk about taking responsibility for your own pets earlier. So naturally within the week as soon as the problems started to arise I was frantically googling till my eyes burned, attempting to learn as quickly as possible all about how to properly take care of these fish while becoming surprisingly fond of them, all in between multiple trips to the stores for various medications etc.

This was the beginning of my addiction....

(I was unable to locate a picture of the "original" 10g setup)

Fast forward a year....



Devon's 10g tank (after the remodel).

With the last year spent taking care of Devon's tank and having the majority of my learning curve over with

some much needed experience under my belt..... the more time that went by, the more I wanted a tank of my own. (I still hadn't gotten to have my goldfish I wanted since I was a little girl remember) but I had since gutted that horrible kit, replaced the lid, light, and filter. I made the switch from gravel to pool filter sand and started growing live plants and rehomed the poor pleco that managed to survive though all of this. Now the remaining 2 platys that didn't succumb to our inexperience, a few guppies and a lot of various types of snails were now quite content in their much more appropriate home.... along with Bob the original nerite snail that is amazingly still alive and doing well over 3 years later after living through all of that.

I now had the desire, and know-how to properly take care of my "someday" goldfish! Only one problem remained.... The husband....

With Will adamantly (and rightly so) refusing to take on the responsibility of new pets for us and the very real lack of finances to start up a big tank especially at retail prices, my dream goldfish tank was still getting dusty on that "someday" shelf. Until as luck

would have it, very close to my birthday my brother in law moves into his new home that comes with an old abandoned 55 gallon tank set up that he is trying to give away.

SCORE!

Will is now being dragged kicking and screaming into the hobby while he refinishes that old tank and cabinet (to the point where my brother in law and his wife didn't even think it was the same one on their next visit.) I spent my 6 weeks getting the cycle up and running, filling it with plants and finally got to pick out my 4 little guys who I had wanted for 2 decades! =) Yay!

Obviously I still had a lot to learn with the combination of goldfish and plants this was a VERY expensive buffet after they grew up.

Fast forward another year....

After Will has been doing the water changes on my tanks and is getting tired of taking care of my fish (this sound familiar?) he brings me to our first local fish auction and he notices some of the various types of smaller breed plecos they have there.. For

the first time I see him start to google for more information that night...

That was the beginning of Will's addiction....

My goldfish tank has now magically morphed (after a lot of Will's sweat and tears) into a beautiful 208 gallon custom built unit, Will has his own multi tank pleco breeding station set up, along with other various random tanks we have thrown together. So at any given time we have up to 15 tanks running and housing goldfish, bettas, plecos, barbs, dojo loaches and other finned friends that catch our fancy..... or wallet.

And it all started with one rosey red fat head minnow and an olive nerite from science class...



(photo of minnow pulled from google)

The Start of Something Big. . .

Dave Williamson

Like most in this hobby, I began with something simple, a giant brandy snifter (that used to house plants) and some goldfish my grandmother got for free for buying detergent (so she bought a lot of it!) Well as you would assume the goldfish did not fare so well, and while cleaning the bowl in the sink I broke it. So ends this experiment. Then in the 4th grade we could do projects in our classroom and I chose setting up an aquarium. The teacher provided a 5 gallon metal frame and a box filter and I decorated it with gravel from

the parking lot. Amazingly about half the assortment of livebearers survived the rest of the school year. With that "success" under my belt, a couple of years later I conned my parents into letting me have one in my room. I already had the 5-1/2 gallon tank left from my mouse raising days (thankfully they hadn't eaten the sealer out of the corners!) I sort of did my homework and set it up with a box filter, hang on the back heater and swell décor including purple gravel, sea shells, a chunk of coral and a pirate skeleton that did

sit-ups if you got the air adjusted just right! I didn't know anything about cycling tanks or what fish were hardy at that point and stocked it "Noah's Ark" style with two of everything I liked from the Clarkin's Pet Dept. Needless to say the angelfish and the neons were the first to go followed by nearly everything else except for a couple of zebra danios. Since they survived the carnage I got more of them and they thrived. (plus by that point the tank actually cycled) From that point on, I was hooked and never looked back, thanks Danios! I couldn't have done it without you!

The Greater Akron Aquarium Society

P.O. Box 494
Akron, OH 44309-0494

«firstname» «lastname»

«address»

«city», «state» «zip»

Meeting Notice - Do Not Delay

Meeting Notice

Friday, January 13

Program: "Building a Fry Refuge" GAAS Club member, Steve Brunn, will speak on conserving livebearer fry through the use of a fry refuge, and attendees will have the opportunity to design and build their own refuge to take home. In a 2012 article published in *TFH Magazine*, author Charles Clapsaddle wrote about his success with a homemade fry refuge, made by tying together pieces of plastic mesh. He wrote that he puts these fry refuges in all of his tanks, and he believes that the refuges provide shelter for fry until they get big enough to avoid being eaten. Rocks, moss, yarn, and other material can be placed inside the refuge to attract the fry into it. The refuge also could be used for fry from egg layers and shrimp.

Bowl Show: Male Guppies, Goldfish, Minnows, Danios & Rasboras

Friday, February 10

Program: "What's in a Name? Stories Behind Some Common Fishes Names." Ray Hunziker III, a native of Wickliffe, Ohio, worked at Tropical Fish Hobbyist Inc as the *TFH Magazine* editor and general TFH book editor/author from 1985 to 1996. He will be speaking on fish names/nomenclature (common trade names and scientific names) and how some fishes got their names. We will give instruction on how to properly pronounce fish names, and he will also relate some stories about the collectors and the ichthyologists who describe them in published articles.

Bowl Show: Domestic Swordtails, *Betta splendens*, Characins (Tetras & relatives)

General meetings begin at 8:00 p.m. at the Ritchie Memorial Shelter House

Coming Events

Feb. 11th - 2017

Saturday -
starts at 11 am

**Ohio Cichlid
Association -
OCA winter auction**

Holiday Inn – 15471
Royalton Rd. Strongsville, Oh 44136
www.ohiocichlid.com

Feb. 18 – 2017 Saturday
– starts at 10:30 am

**Motor City Aquarium
Society – MCAS spring
auction**

876 Horace Brown Dr.
Madison Heights, Mi.
48071
www.motorcityaquariumsociety.com

Feb. 26 – 2017 Sunday
– starts at 11 am

**Tropical Fish Club of
Erie County – TFCEC
spring auction**

Chicken coop –
VFW post 8113
299 Leydecker Rd. West
Seneca, Ny.
www.tfcec.com

Feb. 26 – 2017 Sunday
– starts at 11 am

**SCALES –
spring auction**

Perry Grange –
6300 Richville Drive
SW, Massillon, OH.
www.scalesclub.com